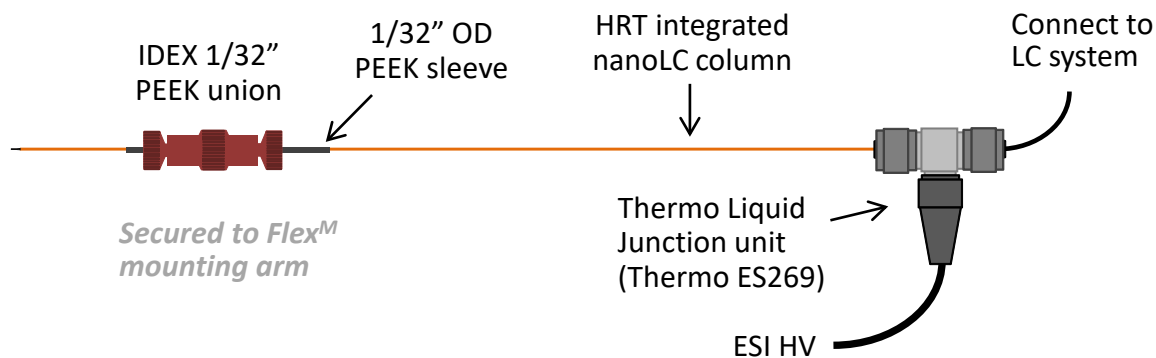


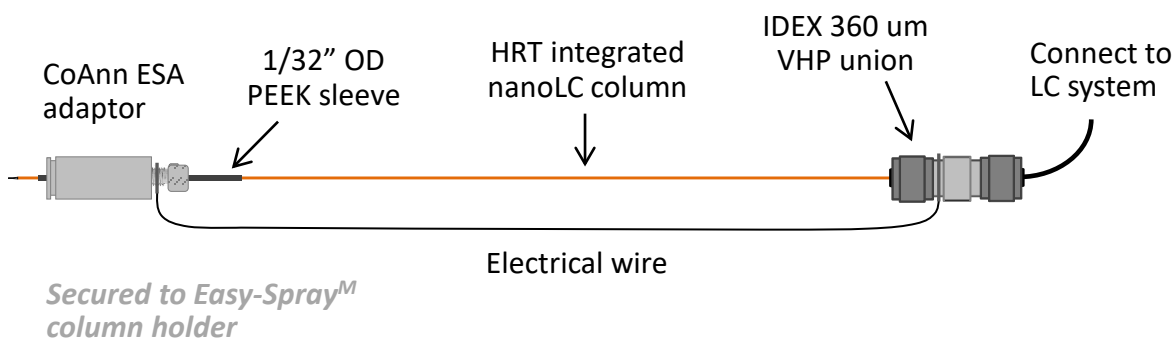
Installation of CoAnn HRT Integrated NanoLC Columns

Installation of bare CoAnn HRT integrated column on Thermo Flex^M and Easy-Spray^M ion sources

On Flex^M ion source



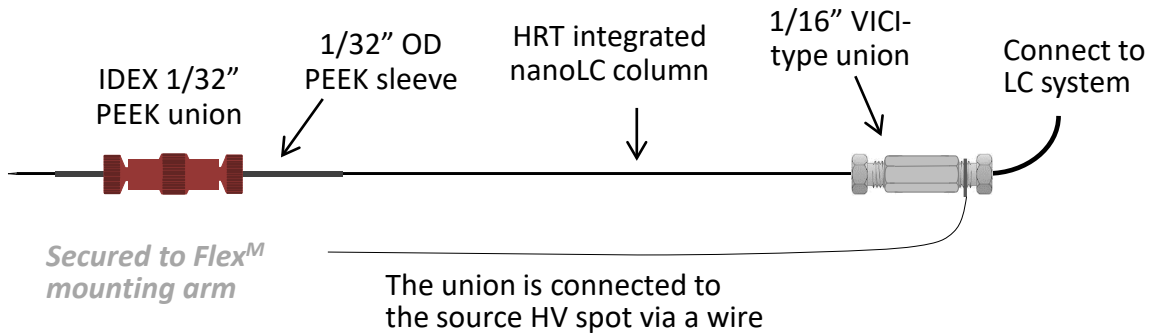
On Easy-Spray^M ion source



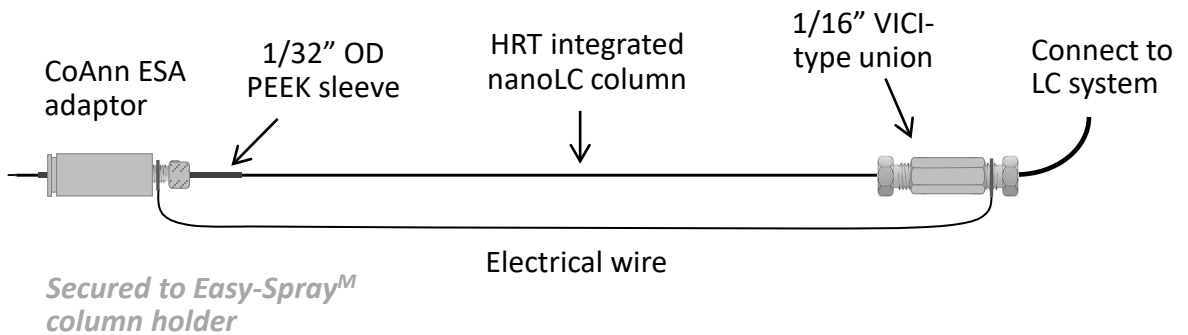
Note: the column connections can resist pressures up to 15,000 psi supported by the IDEX 360 um VHP union. A CoAnn VHPCLS or a Thermo one-end nanoViper can be used to connect column to a nanoLC system.

Installation of fitted CoAnn HRT integrated column on Thermo Flex^M and Easy-Spray^M ion sources

On Flex^M ion source



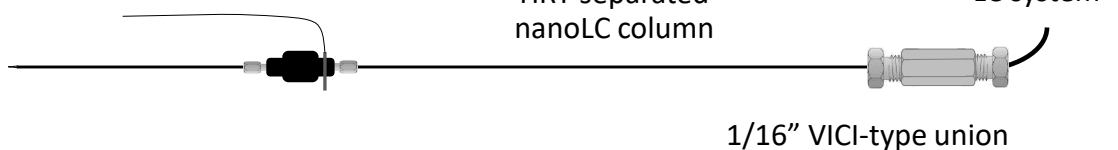
On Easy-Spray^M ion source



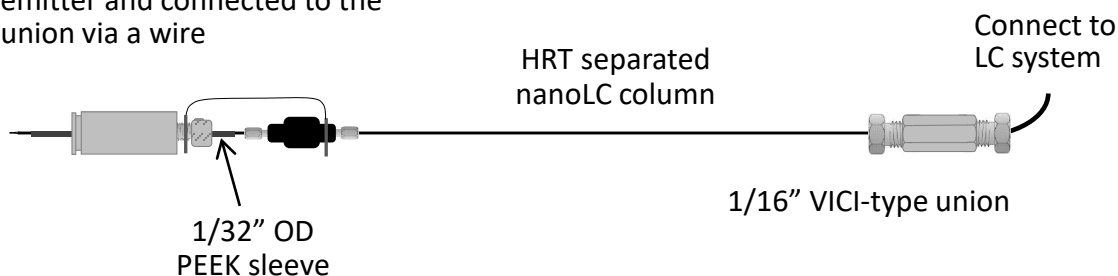
Note: Connection of the integrated column inlet and a nanoLC system can be done by using a CoAnn VHPCLD or a Thermo two-ends nanoViper.

Installation of fitted CoAnn separated HRT column to LC System and Thermo ESI ion sources

On Flex source, the union is connected to the source HV spot via a wire



On Easy-Spray source, an ESA adapter is used to secure ESI emitter and connected to the union via a wire



Note: Connection of the separated column inlet and a nanoLC system can be done by using a CoAnn VHPCLD or a Thermo two-ends nanoViper.

Male fittings can be made on column inlet if requested for mounting a separated column to a switching valve or other female fittings. This CANNOT be done by tearing down the union fittings and putting its male part to other female fittings as the adaptor depths of different female fittings may be varied.